



PACIFIC PLAY TENTS, INC.

The Fun Tube

Item #20406

Thank you for purchasing The FUN TUBE. We at PPT are confident that our tunnel will provide you and your children with endless hours of creative fun and enjoyment year-round.

We encourage you to read and understand each step of the set-up process prior to assembly. Invite your child to help. Set-up is an easy and fun process.

Let's get started!

PLEASE READ ALL OF THE DIRECTIONS PRIOR TO ASSEMBLY.

1. First release the Velcro® straps. The tunnel will open up automatically, as it is basically one large spring. Be sure to hold tunnel away from you as it will "Spring" open.
2. When the tunnel is fully extended, it can be used alone or attached to the "Find-Me" Play Tent.






For use with The "Find-Me" Play Tent (or any PPT Play Tent/House)

1. First begin by rolling up the flap (on the play tent) covering the opening where you want to connect the tunnel. Nylon ties will keep the flap from unraveling.
2. Now, insert the Fun Tube Tunnel into the hole (the diameter of the tunnel will appear to be larger than the diameter of the hole. You are right. It is. However, the tunnel is made to fit snug and will go in quite easily.
3. For optimal fit, overlap the play tunnel 6 to 8 inches into the tent.

Putting the Tunnel away

To put the Tunnel away, compress the tunnel down until it is completely flat. Then secure with the velcro strap. Remember to always keep a firm grip on the Fun Tube Tunnel while compressing it down.

Some additional Tips

-  The Play Tunnel should be assembled with adult supervision. Do not allow children to jump on the tunnel.
-  Use the Play Tunnel on a soft or smooth surface only. Avoid sharp objects while playing.
-  Do not use the play tunnel near any open flame or fireplace.
-  The play tunnel is made from nylon mesh. Tunnel should not be left in the yard for prolonged periods of time, as sunlight can weaken or fade the mesh. Continued exposure to water (from sprinklers) can cause mildewing.
-  Clean with a soft cloth or sponge, cool water & mild liquid soap. Air dry. Never use hot water or place in the washer or dryer.

Enjoy Your Play Tunnel... Fun Anytime Anywhere!

