



PACIFIC PLAY TENTS, INC.

"Find-Me" Play Tent Neon

Item #30400

Thank you for purchasing the "FIND-ME" PLAY TENT. We at PPT are confident that our tents will provide you and your children with endless hours of creative fun and enjoyment year-round.





We encourage you to read and understand each step of the set-up process prior to assembly. Invite your child to help. Set-up is an easy and fun process.

Let's get started!

PLEASE READ ALL OF THE DIRECTIONS PRIOR TO ASSEMBLY. DO NOT APPLY EXCESS FORCE TO THE POLES DURING ASSEMBLY.

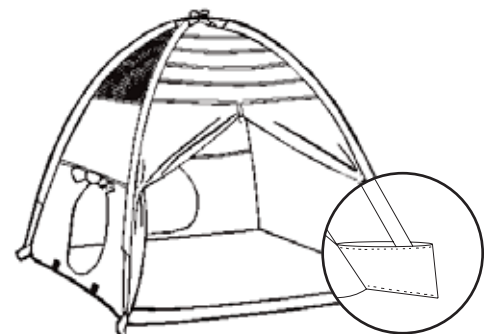
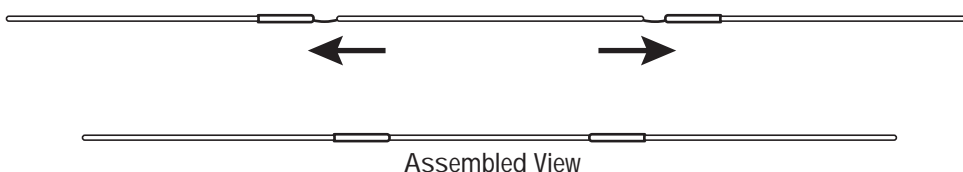
1. Assemble the 2 sections of shock-corded poles so that you have 2 complete poles. (See diagram 1).
2. Now, lay the tent on the ground and pull out the four corners. Choose a corner of the tent and insert one of the poles into the pole sleeve. Slide the assembled pole through the sleeve and over the top of the tent into the opposite sleeve. For example, if you choose the Right Front corner of the tent to start, you want to slide the pole through the sleeve and across the top of the tent into the Left Rear sleeve. Do this making sure that the tent pole sections do not separate. **Note: Do not put the ends of the pole into the pole pocket until both poles are completely through the respective sleeves.**
3. Repeat the same process with the second assembled pole (the poles should crisscross over one another at the top of the tent).
4. Once you have completed this process, place each one of the four pole ends into its respective corner pocket (the tent will now take shape). Each corner holds only one pole end.
5. Using the nylon ties at the top of the play tent, tie the tent to the poles (where applicable).

Some additional Tips

-  The Play Tent should be assembled with adult supervision. Do not allow children to jump on the tent.
-  Use the "FIND-ME" Play Tent on a soft or smooth surface only. Avoid sharp objects while playing with the tent.
-  Do not use the play tent near any open flame or fireplace.
-  The play tent is made from water repellent nylon. However, play tents should not be left in the yard for prolonged periods of time, as sunlight can weaken or fade the nylon. Continued exposure to water (from sprinklers) can cause mildewing.

Enjoy Your Play Tent... Camping Fun Anytime Anywhere!

Diagram 1



Pole Pocket